

VIASOL *UNIVERSAL HBV voltex SR*

Slip resistant, conductive, highly chemically resistant epoxy resin based coating system, hard-wearing with very good mechanical and chemical properties, conductivity according to DIN EN 1081 and DIN EN 61340-4-1.

Application fields

Chemical Industry	High bay storage	Secondary containment	Laboratories
Production areas	Workshops	Pharmaceutical Industry	Warehouses

System build-up

VIASOL EP-C539 TOP COAT	
VIASOL EP-C549 AS WEAR COAT	
VIASOL EP-E439 CONDUCTIVE LAYER	
VIASOL EP-C500 SCRATCH COAT	
VIASOL EP-T703 PRIMER	



System highlights

2.0 - 4.5 mm System thickness



Capable of bearing
high mechanical
loads



High abrasion resistance



Slip resistant
ca. R10 / R11 / R12



Hygienic (ISEGA
certified)



Very good chemical
resistance



Conductivity acc.
DIN EN 1081,
DIN EN 61340-4-1

System pictures






VIASOL *UNIVERSAL HBV voltex SR*

Application and Consumption

Layer	Product	Consumption (kg/m ²)	Sand broadcasting (kg/m ²)	Thickness (mm)	Application
Top coat, highly chemically resistant	VIASOL EP-C539	0.55 – 1.0	none	0.5 – 0.9	Rubber squeegee, roller
Wear coat, broadcasted with SIC or SIC/QS mix	VIASOL EP-C549 AS	2,0 – 3,0	SIC or SIC/QS-mix ¹ SIC F36, F24 in excess ²	1.5 – 4.5	notched trowel or squeegee + spike roller
Conductive layer, incl. copper tape	VIASOL EP-E439	0,08 – 0,1	none	0.06 – 0.08	roller, squeegee + roller
Optional: Scratch coat, levelling layer	VIASOL EP-C500 (fillable 10-20% with VIASOL QNV0)	0,8 – 2,0 (+ 0.08 – 0.4 QNV0)	none	0.5 – 2.0	trowel or rubber squeegee / notched trowel or squeegee
Primer	VIASOL EP-T703	0,3 – 0,5	Optional: QS (0,3-0,8 mm) Ca. 0.5	0.2 – 0.3	Rubber squeegee, roller
Substrate	Cementitious substrates according to the appropriate standards and approvals must be capable of bearing loads and be free of cracks and voids. Pull-off strength ≥ 1.5 N/mm ² , residual moisture content < 4 %-CM, with higher residual moisture and on substrates with moisture from the backside special measures must be taken or a damp proof membrane must be installed. Substrate preparation e.g. grinding or shot blasting, sweeping and vacuum-cleaning is mandatory. Consumptions are calculated with VIASOL quartz sands and fillers. Usage of other quartz sands and fillers can cause changes of consumption and technical data				
Note	Detailed application instructions are available upon request or refer to the technical product data sheet. ¹ SIC/QS-mix: Share of quartz (0.3-0.8 mm) added to SIC up to 20%. ² Slip resistance: VIASOL SIC F36 (0.4-0.6 mm): Ca. R10/R11, VIASOL SIC F24 (0.6-0.85 mm): Ca. R11/R12; Slip resistance can be adapted by different material consumptions of the top coat.				

Technical data

	Property	Standard	Result
	Conductivity	EN 1081 EN 61340-4-1	$\leq 10^6 \Omega$ (Rg) $\leq 10^9 \Omega$ (Rg)
	Shore-Hardness	EN ISO 868	D 67 after 28 d
	Adhesive strength	EN ISO 4624	> 2,0 N/mm ² after 28 d
	Impact strength	EN 13813	≥ 4 Nm (IR4)
	Chemical resistance	EN ISO 2812-1	Test liquids DiBt: 1, 1a, 2, 3, 3b, 4, 4a, 4b, 4c, 5, 5a, 5b, 6, 6a, 6b, 7, 7a, 7b, 8, 8a, 9, 9a, 10, 11, 12, 13, 14, 15, 15a (more upon request)

Remark: For further information, please refer to the product data sheets or contact our technical service. All data are approximate values. Therefore, no liability claims can be derived from the system data sheet. As all VIACOR data sheets are updated on a regular basis it is the users responsibility to obtain the most recent issue (see www.viacor.de or contact us directly)– all technical information is subject to change without prior notice

Manufacturer:

VIACOR Polymer GmbH | Graf-Bentzel-Str.78 | 72108 Rottenburg | Germany | Tel: +49 7472 94999-0 | info@viacor.de | www.viacor.de
Seite 2/2 Version Nr. 7 Stand: 12-2022